



S Series Vertical Seal-Less Immersible Pumps

1/3, 1/2, 3/4, 1, 1-1/2, 3 AND 5 HP

KEY FEATURES

- Heavy Duty Design for Continuous Duty Service
- Seal-Less Design

OPTIONS

- Optional Inlet Screen and Extended Shaft
- In-Tank Filtration
- CPVC Inlet Screens
- Extended Shafts
- Impeller Trim Variations
- Explosion Proof Motors
- Washdown Motors
- 575V Motors
- EPDM Elastomers
- S-J Type Electrical Cord

MATERIALS

- CPVC Cell Class 23447 per ASTM D1784
- GFPP Cell Class 85580 per ASTM D4101
- PVDF

CORROSION RESISTANT PUMPS

TECHNICAL INFORMATION

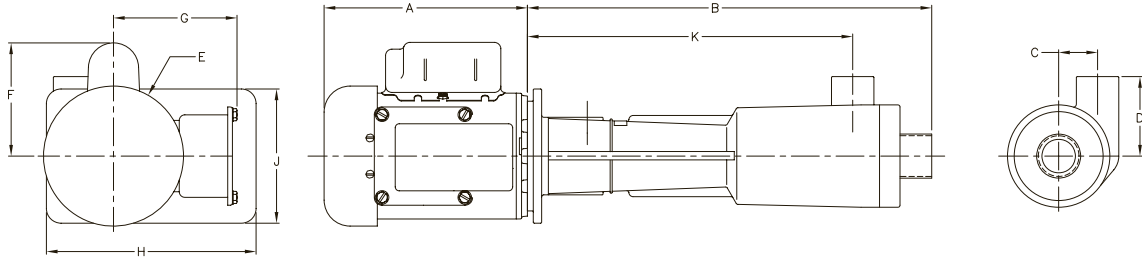
SPECIFICATIONS

PUMP HEAD	CPVC (1/15– 5 HP), Natural PP (1/15 HP Only), GFPP (1/3 – 1-1/2 HP), PVDF (1/15 – 1-1/2 HP)
PIPE CONNECTION	Threaded NPT
FUME BARRIER	PTFE, Protects Motor and Bearings from Corrosion Damage
O-RINGS	FPM
PERFORMANCE	Flow Rates from 5 to 130 GPM with TDHs of up to 115 Feet. S-Series Motors and Pumps are Matched for Non-Overloading, Continuous Duty Performance Throughout the Entire Pump Performance Range.
MOTORS	Matched for Non-Overloading, Continuous Duty Performance Throughout the Entire Pump Performance Range. or 208-230/460 VAC and are Heavy Duty TEFC, Epoxy Painted and Rated for Continuous Service. Also Available with Wash Down and Explosion Proof Motors.
MODELS WITH HP RATING	S1 1/15 HP, S2 1/3 HP, S4 1/2 HP, S5 3/4 HP, S6 3/4 HP, S7 1 HP, S8 1-1/2 HP, S8 1-1/2 HP, S12 3 HP and S16 5 HP

S Series Vertical Seal-Less Immersible Pumps

1/3, 1/2, 3/4, 1, 1-1/2, 3 AND 5 HP

TECHNICAL INFORMATION, CONTINUED



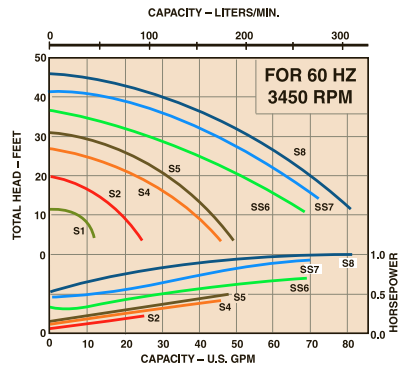
DIMENSIONS

	A	B	C	D	E	F	G	H	J	K	INLET	DISCHARGE
	in/mm	in/mm	in/mm	in/mm	in/mm	in/mm	in/mm	in/mm	in/mm	in/mm		
S1	5.30/135	10.89/277	.84/21	2.13/54	3.91/99	N/A	N/A	6.25/159	4.00/102	8.49/216	3/4" MNPT	1/2" FNPT
S2	8.68/220	13.28/337	1.16/29	2.25/57	6.58/167	5.55/141	N/A	6.31/160	6.31/160	10.86/276	1" MNPT	3/4" FNPT
S4	10.28/261	12.90/328	1.38/35	2.88/73	6.96/177	5.75/146	4.87/124	6.31/160	6.31/160	9.77/248	1-1/4" MNPT	1" FNPT
S5	9.52/242	12.90/328	1.38/35	2.88/73	6.96/177	5.75/146	4.87/124	6.31/160	6.31/160	9.77/248	1-1/4" MNPT	1" FNPT
SS6	9.52/242	11.40/290	1.69/43	3.21/82	6.96/177	5.75/146	5.40/137	6.31/160	6.31/160	7.97/202	1-1/2" MNPT	1-1/4" FNPT
SS7	12.60/320	11.40/290	1.69/43	3.21/82	6.96/177	5.75/146	5.40/137	6.31/160	6.31/160	7.97/202	1-1/2" MNPT	1-1/4" FNPT
S8	13.40/340	11.40/290	1.69/43	3.21/82	6.96/177	5.75/146	5.94/151	6.31/160	6.31/160	7.97/202	1-1/2" MNPT	1-1/4" FNPT
S8/S16	13.67/347	14.83/377	2.68/68	7.07/180	9.46/240	N/A	7.67/195	N/A	N/A	9.73/247	3" SLIP	2" FNPT
S0/S12	13.12/333	15.66/398	2.00/51	6.91/176	7.16/182	N/A	5.94/151	N/A	N/A	11.35/288	3" SLIP	1-1/2" FNPT

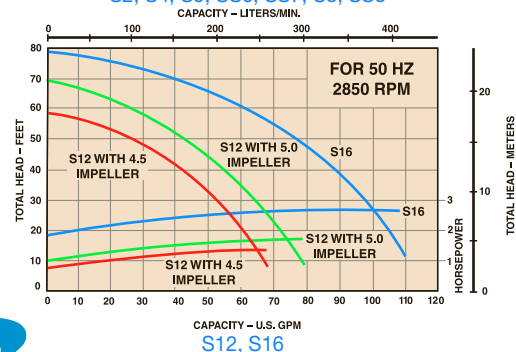
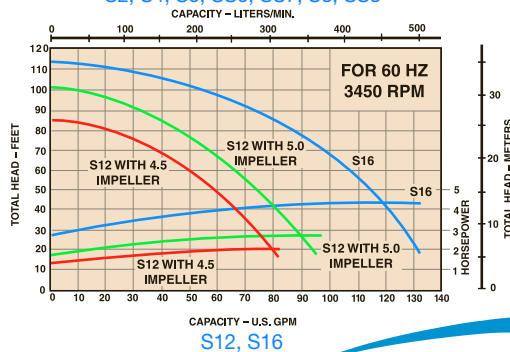
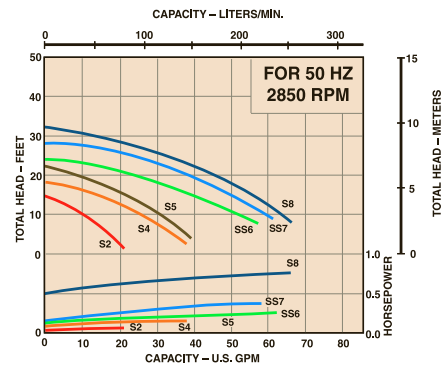
Dimensions are subject to change without notice – consult factory for installation information

PERFORMANCE CURVES

60 Hz



50 Hz



COMMERCIAL
INDUSTRIAL SUPPLY

For pricing and information please call
Commercial Filtration Supply at (866) 777-8001

Visit us Online at: www.commercial-industrial-supply.com for
more high quality process equipment.